



# Trampoline 2000 – The Original

Art. No. 20.02.120, for mount with high-quality wood cladding  
 Art. No. 20.02.125, for installation  
 Art. No. 20.02.110 XXL









For symbol explanation see folding card at the back

Art. No. 20.02.120  
 Art. No. 20.02.125

-  3.00 x 2.25 m  
Jumping area: 2.50 x 1.75 m
-  37.40 m<sup>2</sup>
-  6.50 x 5.75 m
-  1.00 m
-  8
- 

Art. No. 20.02.110 XXL

-  3.50 x 2.25 m  
Jumping area: 3.00 x 1.75 m
-  40.25 m<sup>2</sup>
-  7.00 x 5.75 m
-  1.00 m
-  8
- 



Art. No. 20.02.120: Mounted version (Height approx. 45 cm) with high-quality impregnated and varnished wooden cladding.



Art. No. 20.02.120: version for assembly  
 Also available with a painted steel frame for an additional charge.

## Dig-in frames Trampoline 2000

Art. No. 20.02.123  
 Art. No. 20.02.128 (for liquid fall protection)

Kit: Steel sheet frames for time-saving assembly without concrete work

